

Fargo-Moorhead All-City XC Championship

Bluestem Amphitheater | Mon, Oct 6, 2025

Results

Boys 1 miles Elementary

Team Scores

PI	Team	Score	Scoring Order								Total	Avg	Spread
1	Horizon ms MS	16	1	2	3	4	6	(8)	(10)	31:55.7	6:23.2	22.1	
2	Deacon Wings	44	5	7	9	11	12	(13)	(14)	34:23.6	6:52.8	52.0	

Individual Results

PI	Pts	Name	Yr	Team	Time	Gap	Av Mile	Av Km
1	1	#5865 Eidem, Jacob	6	HORIZON MS MS	6:12.2	--	6:12.2	3:51.3
2	2	#5856 Bergh, Owen	6	HORIZON MS MS	6:21.6	9.5	6:21.6	3:57.1
3	3	#5915 Rinehardt, Toren	6	HORIZON MS MS	6:23.3	11.2	6:23.3	3:58.2
4	4	#5890 Jones, Easton	5	HORIZON MS MS	6:24.6	12.5	6:24.6	3:59.0
5	5	#5826 Shockman, Becker	4	DEACON WINGS	6:32.8	20.7	6:32.8	4:04.1
6	6	#5916 Robertson, Riker	6	HORIZON MS MS	6:34.2	22.1	6:34.2	4:05.0
7	7	#5814 Bulinski, Ben	6	DEACON WINGS	6:34.5	22.4	6:34.5	4:05.2
8	(8)	#5912 Reburn, Paxton	6	HORIZON MS MS	6:34.9	22.7	6:34.9	4:05.4
9	9	#5820 Lanes, Blake	4	DEACON WINGS	6:37.4	25.3	6:37.4	4:07.0
10	(10)	#5866 El-Neter-Ra, Ziyahn	2	HORIZON MS MS	6:37.6	25.4	6:37.6	4:07.1
11	--	#5845 Kingsley, Kaleb	6	FARGO SOUTH	6:40.3	28.2	6:40.3	4:08.8
12	--	#5867 Erickson, Quade	6	HORIZON MS MS	6:53.3	41.2	6:53.3	4:16.8
13	--	#5892 Kath, Elliot	5	HORIZON MS MS	6:56.1	44.0	6:56.1	4:18.6
14	--	#5858 Brakke, Grady	6	HORIZON MS MS	6:56.6	44.5	6:56.6	4:18.9
15	--	#6048 Carson, Aaron	6	SHEYENNE	6:57.2	45.1	6:57.2	4:19.3
16	--	#5869 Evenson, Jonah	5	HORIZON MS MS	6:58.2	46.1	6:58.2	4:19.9
17	--	#5894 Kramer, Garrison	5	HORIZON MS MS	6:59.4	47.3	6:59.4	4:20.6
18	--	#5847 Wold, Riley	6	FARGO SOUTH	7:01.6	49.5	7:01.6	4:22.0
19	--	#5930 Thoennes, Beckett	5	HORIZON MS MS	7:01.7	49.5	7:01.7	4:22.0
20	--	#5937 Westby, Sawyer	6	HORIZON MS MS	7:11.9	59.8	7:11.9	4:28.4
21	11	#5832 Woods, Jaze	4	DEACON WINGS	7:14.3	1:02.2	7:14.3	4:29.9
22	--	#5909 Paulson, Finley	3	HORIZON MS MS	7:14.7	1:02.5	7:14.7	4:30.1
23	--	#5859 Brovick, Micah	3	HORIZON MS MS	7:14.8	1:02.6	7:14.8	4:30.2
24	--	#5853 Andel, Brody	6	HORIZON MS MS	7:16.5	1:04.3	7:16.5	4:31.2
25	--	#5901 Meyer, Christian	6	HORIZON MS MS	7:19.2	1:07.1	7:19.2	4:32.9
26	12	#5816 Coltom, Jake	6	DEACON WINGS	7:24.7	1:12.6	7:24.7	4:36.3
27	--	#5887 Humeniuk, George	3	HORIZON MS MS	7:25.9	1:13.8	7:25.9	4:37.1
28	--	#5929 Stetz, Crue	4	HORIZON MS MS	7:28.2	1:16.0	7:28.2	4:38.5
29	--	#5879 Hakk, Caleb	5	HORIZON MS MS	7:28.7	1:16.6	7:28.7	4:38.8
30	--	#5904 Nies, Jack	6	HORIZON MS MS	7:30.6	1:18.4	7:30.6	4:40.0
31	(13)	#5815 Burbine, Rupert	5	DEACON WINGS	7:33.2	1:21.1	7:33.2	4:41.6
32	--	#5878 Grant, Alexander	6	HORIZON MS MS	7:39.3	1:27.1	7:39.3	4:45.4
33	--	#5873 Fjeld, Henrik	3	HORIZON MS MS	7:39.5	1:27.3	7:39.5	4:45.5
34	(14)	#5830 Thornton, Haven	6	DEACON WINGS	7:41.0	1:28.9	7:41.0	4:46.5
35	--	#5812 Breen, Joseph	6	DEACON WINGS	7:41.2	1:29.0	7:41.2	4:46.6
36	--	#5918 Sakrismo, Anders	6	HORIZON MS MS	7:41.9	1:29.8	7:41.9	4:47.1
37	--	#5825 Schwind, Henrik	4	DEACON WINGS	7:44.1	1:32.0	7:44.1	4:48.4
38	--	#5822 Michels, Isaac	5	DEACON WINGS	7:45.3	1:33.1	7:45.3	4:49.1
39	--	#5817 Drietz, Simon	6	DEACON WINGS	7:46.7	1:34.5	7:46.7	4:50.0
40	--	#5917 Saar, Liam	5	HORIZON MS MS	7:53.8	1:41.6	7:53.8	4:54.4
41	--	#5938 Williamson, Andre	5	HORIZON MS MS	8:01.6	1:49.4	8:01.6	4:59.2
42	--	#5827 Shorma, Andrew	5	DEACON WINGS	8:01.9	1:49.8	8:01.9	4:59.5
43	--	#5939 Williamson, Quincy	2	HORIZON MS MS	8:01.9	1:49.8	8:01.9	4:59.5
44	--	#5936 Westby, Griffin	2	HORIZON MS MS	8:07.6	1:55.4	8:07.6	5:03.0
45	--	#5919 Salinas, Saint	4	HORIZON MS MS	8:09.7	1:57.5	8:09.7	5:04.3
46	--	#5813 Bronson, Joshua	6	DEACON WINGS	8:11.5	1:59.4	8:11.5	5:05.4
47	--	#6721 Fay, Tom	2	HORIZON MS MS	8:15.2	2:03.1	8:15.2	5:07.7
48	--	#5823 Potter, Ralston	3	DEACON WINGS	8:16.4	2:04.3	8:16.4	5:08.5
49	--	#5880 Hakk, Silas	2	HORIZON MS MS	8:17.1	2:05.0	8:17.1	5:08.9

Fargo-Moorhead All-City XC Championship

Bluestem Amphitheater | Mon, Oct 6, 2025

Results

Boys 1 miles Elementary

Individual Results (con't)

Pl	Pts	Name	Yr Team	Time	Gap	Av Mile	Av Km
50	--	#5914 Rinehardt, Leif	4 HORIZON MS MS	8:20.1	2:07.9	8:20.1	5:10.7
51	--	#5905 Oliver, Riley	5 HORIZON MS MS	8:36.5	2:24.3	8:36.5	5:20.9
52	--	#5897 Leguizamon, Lorenzo	2 HORIZON MS MS	8:53.2	2:41.0	8:53.2	5:31.3
53	--	#5828 Shorma, Michael	1 DEACON WINGS	8:58.4	2:46.2	8:58.4	5:34.6
54	--	#5819 Jost, Lincoln	5 DEACON WINGS	8:59.2	2:47.1	8:59.2	5:35.1
55	--	#5821 Lanes, Logan	1 DEACON WINGS	9:02.4	2:50.2	9:02.4	5:37.0
56	--	#5883 Helland, Landon	2 HORIZON MS MS	9:02.9	2:50.7	9:02.9	5:37.3
57	--	#5922 Schmidt, Hudson	3 HORIZON MS MS	9:06.7	2:54.5	9:06.7	5:39.7
58	--	#5927 Sharma, Uyum	2 HORIZON MS MS	9:08.3	2:56.1	9:08.3	5:40.7
59	--	#5829 Solum, Woods	2 DEACON WINGS	9:12.6	3:00.4	9:12.6	5:43.4
60	--	#5902 Mongeau, Laken	5 HORIZON MS MS	9:13.8	3:01.6	9:13.8	5:44.1
61	--	#5900 Lundberg, Abe	HORIZON MS MS	9:34.8	3:22.6	9:34.8	5:57.2
62	--	#5895 Krause, Cassius	3 HORIZON MS MS	9:43.2	3:31.0	9:43.2	6:02.4
63	--	#6723 Olsonoski, Asher	2 HORIZON MS MS	9:43.5	3:31.3	9:43.5	6:02.6
64	--	#5906 Olson, Nolan	2 HORIZON MS MS	9:55.1	3:43.0	9:55.1	6:09.8
65	--	#5935 Westby, Dawson	4 HORIZON MS MS	9:59.3	3:47.1	9:59.3	6:12.4
66	--	#5934 Westby, Crosby	Gr HORIZON MS MS	10:06.0	3:53.9	10:06.0	6:16.6
67	--	#5926 Setzer, Grant	5 HORIZON MS MS	11:57.7	5:45.6	11:57.7	7:26.0

Fargo-Moorhead All-City XC Championship

Bluestem Amphitheater | Mon, Oct 6, 2025

Results

Girls 1 miles Elementary

Team Scores

PI	Team	Score	Scoring Order						Total	Avg	Spread	
1	Horizon ms MS	35	3	5	6	9	12	(13)	(15)	34:34.2	6:54.9	39.4
2	Sheyenne	38	1	2	8	11	16	(20)		35:04.0	7:00.8	1:03.5
3	Deacon Wings	52	4	7	10	14	17	(18)	(19)	36:01.3	7:12.3	1:12.7

Individual Results

PI	Pts	Name	Yr	Team	Time	Gap	Av Mile	Av Km
1	1	#6053 Stebleton, Eva	6	SHEYENNE	6:33.3	--	6:33.3	4:04.4
2	2	#6051 Gross, Olivia	6	SHEYENNE	6:38.3	5.1	6:38.3	4:07.5
3	3	#6005 Weiss, Lennon	6	HORIZON MS MS	6:39.3	6.1	6:39.3	4:08.1
4	4	#6724 Nelson, Wren		DEACON WINGS	6:40.0	6.8	6:40.0	4:08.6
5	5	#5966 Hartwig, Leena	6	HORIZON MS MS	6:44.8	11.6	6:44.8	4:11.6
6	6	#5968 Hills, Avery	4	HORIZON MS MS	6:44.8	11.6	6:44.8	4:11.6
7	7	#5840 Murphy, Veda	2	DEACON WINGS	6:56.1	22.9	6:56.1	4:18.6
8	8	#6054 Swenson, Leah	6	SHEYENNE	7:02.5	29.3	7:02.5	4:22.6
9	9	#5957 Dooher, Hana	6	HORIZON MS MS	7:06.8	33.6	7:06.8	4:25.2
10	10	#5834 Foerster, Elsa	4	DEACON WINGS	7:11.0	37.8	7:11.0	4:27.8
11	11	#6055 Wieser, Vanessa	6	SHEYENNE	7:13.3	40.1	7:13.3	4:29.3
12	12	#5941 Abel, Kinsley	6	HORIZON MS MS	7:18.6	45.4	7:18.6	4:32.6
13	(13)	#5947 Bailey, Greta	6	HORIZON MS MS	7:20.1	46.9	7:20.1	4:33.5
14	14	#5833 Bakke, Audrey	6	DEACON WINGS	7:21.8	48.5	7:21.8	4:34.5
15	(15)	#5949 Bergh, Caroline	3	HORIZON MS MS	7:22.5	49.2	7:22.5	4:35.0
16	16	#6052 Heilman, Mila	6	SHEYENNE	7:36.8	1:03.5	7:36.8	4:43.9
17	--	#5989 Rothstein, Arya	5	HORIZON MS MS	7:38.1	1:04.9	7:38.1	4:44.7
18	--	#5981 Montgomery, Rylee	4	HORIZON MS MS	7:39.0	1:05.8	7:39.0	4:45.2
19	17	#5842 Solum, Navy	4	DEACON WINGS	7:52.7	1:19.4	7:52.7	4:53.7
20	--	#6002 Webster, Quinn	4	HORIZON MS MS	7:55.0	1:21.8	7:55.0	4:55.2
21	(18)	#5837 Johanneck, Emma	3	DEACON WINGS	7:58.5	1:25.2	7:58.5	4:57.3
22	(19)	#5838 Kollitz, Avery	3	DEACON WINGS	7:59.9	1:26.6	7:59.9	4:58.2
23	--	#5978 Leguizamon, Luciana	5	HORIZON MS MS	8:03.9	1:30.6	8:03.9	5:00.7
24	--	#6000 Veselka, Reagan	6	HORIZON MS MS	8:11.8	1:38.5	8:11.8	5:05.6
25	--	#5964 Gravalin, Lily	6	HORIZON MS MS	8:12.4	1:39.2	8:12.4	5:06.0
26	--	#5969 Hoff, Finley	5	HORIZON MS MS	8:13.3	1:40.0	8:13.3	5:06.5
27	--	#5979 Maley, Zoey	5	HORIZON MS MS	8:15.1	1:41.9	8:15.1	5:07.7
28	--	#5946 Asleson, Tatum	5	HORIZON MS MS	8:22.0	1:48.8	8:22.0	5:12.0
29	(20)	#6050 Banister, Paisleigh	6	SHEYENNE	8:25.0	1:51.8	8:25.0	5:13.8
30	--	#6719 Pigue, Nadiya	4	HORIZON MS MS	8:30.4	1:57.1	8:30.4	5:17.1
31	--	#5841 Shorma, Lucia	2	DEACON WINGS	8:31.8	1:58.6	8:31.8	5:18.0
32	--	#5972 Jackson, Aayla	2	HORIZON MS MS	8:35.5	2:02.3	8:35.5	5:20.4
33	--	#6003 Weisenburger, Evelyn	6	HORIZON MS MS	8:37.0	2:03.7	8:37.0	5:21.3
34	--	#6720 Velo, Willa	2	HORIZON MS MS	8:39.4	2:06.2	8:39.4	5:22.8
35	--	#5990 Salinas, Olivia	6	HORIZON MS MS	9:07.4	2:34.1	9:07.4	5:40.1
36	--	#5960 Fischer, Elsie	5	HORIZON MS MS	9:10.1	2:36.9	9:10.1	5:41.8
37	--	#6717 Mongeau, Greeley	1	HORIZON MS MS	9:10.8	2:37.5	9:10.8	5:42.2
38	--	#5974 Kath, Mary-Kate	3	HORIZON MS MS	9:16.0	2:42.8	9:16.0	5:45.5
39	--	#5955 Conklin, Scarlett	6	HORIZON MS MS	9:22.7	2:49.5	9:22.7	5:49.7
40	--	#5944 Anderson, Mackenzie	6	HORIZON MS MS	9:23.5	2:50.2	9:23.5	5:50.1
41	--	#5971 Huynh, Nia	6	HORIZON MS MS	9:23.8	2:50.5	9:23.8	5:50.3
42	--	#6006 Woyen, Emily	6	HORIZON MS MS	9:24.1	2:50.9	9:24.1	5:50.6
43	--	#5965 Hagenbeck, Hayley	6	HORIZON MS MS	9:45.5	3:12.2	9:45.5	6:03.8
44	--	#5943 Andersen, Cali	5	HORIZON MS MS	9:54.9	3:21.7	9:54.9	6:09.7
45	--	#5952 Brunette, Audrey	3	HORIZON MS MS	10:23.9	3:50.7	10:23.9	6:27.7
46	--	#5951 Brunette, Aria	6	HORIZON MS MS	11:25.0	4:51.7	11:25.0	7:05.6

Fargo-Moorhead All-City XC Championship

Bluestem Amphitheater | Mon, Oct 6, 2025

Results

Boys 3,000 meters Middle School

Team Scores

PI	Team	Score	Scoring Order						Total	Avg	Spread	
1	Horizon ms MS	36	3	5	6	10	12	(17)	(18)	56:15.5	11:15.1	54.3
2	Shanley	40	2	4	8	11	15	(19)	(20)	56:46.2	11:21.3	58.8
3	Liberty MS	66	7	9	13	16	21	(22)	(26)	59:17.3	11:51.5	1:28.4
4	Cheney MS	87	1	14	23	24	25			1:03:19.7	12:40.0	3:09.4

Individual Results

PI	Pts	Name	Yr	Team	Time	Gap	Av Mile	Av Km
1	1	#5802 Dombek, Aidan	8	CHENEY MS	10:44.0	--	5:45.5	3:34.7
2	2	#6030 Chaffee, Hayes	7	SHANLEY	10:51.3	7.3	5:49.4	3:37.1
3	3	#5861 Copeland, Donnie	8	HORIZON MS MS	10:52.9	8.9	5:50.3	3:37.7
4	4	#6038 Woods, Easton	8	SHANLEY	10:56.5	12.5	5:52.2	3:38.9
5	5	#5910 Polomny, Spencer	8	HORIZON MS MS	10:58.7	14.7	5:53.4	3:39.6
6	6	#5868 Evenson, Jace	7	HORIZON MS MS	11:05.9	21.9	5:57.2	3:42.0
7	7	#6008 Ihry, Asher	7	LIBERTY MS	11:19.5	35.5	6:04.6	3:46.5
8	8	#6034 Meyer, Connor	7	SHANLEY	11:23.5	39.5	6:06.7	3:47.9
9	9	#6009 Kiernan, Jack	7	LIBERTY MS	11:27.0	43.0	6:08.6	3:49.0
10	10	#5911 Reburn, Parker	8	HORIZON MS MS	11:31.1	47.1	6:10.8	3:50.4
11	11	#6035 Nelson, Zach	7	SHANLEY	11:44.9	1:00.9	6:18.2	3:55.0
12	12	#5855 Benson, Will	7	HORIZON MS MS	11:47.1	1:03.1	6:19.4	3:55.7
13	13	#6016 Wentz, Eli	7	LIBERTY MS	11:48.8	1:04.8	6:20.3	3:56.3
14	14	#5803 Farkas, Bryar	7	CHENEY MS	11:49.0	1:05.0	6:20.3	3:56.4
15	15	#6036 Shorma, John	7	SHANLEY	11:50.1	1:06.1	6:21.0	3:56.7
16	16	#6014 Schoenberg, Quentin	7	LIBERTY MS	11:54.2	1:10.2	6:23.2	3:58.1
17	(17)	#5870 Fay, Jim	8	HORIZON MS MS	12:12.2	1:28.2	6:32.8	4:04.1
18	(18)	#5882 Hayner, Berry	8	HORIZON MS MS	12:12.5	1:28.5	6:32.9	4:04.2
19	(19)	#6037 Spaulding, Zayne	7	SHANLEY	12:15.3	1:31.3	6:34.5	4:05.1
20	(20)	#6033 Maple, Max	8	SHANLEY	12:16.0	1:32.0	6:34.8	4:05.4
21	--	#5874 Flaten, Garrett	8	HORIZON MS MS	12:16.0	1:32.0	6:34.9	4:05.4
22	--	#6031 Dickey, Jared	7	SHANLEY	12:25.3	1:41.3	6:39.9	4:08.5
23	--	#6029 Bronson, Noah	8	SHANLEY	12:27.8	1:43.8	6:41.2	4:09.3
24	--	#5928 Sly, Derek	7	HORIZON MS MS	12:36.3	1:52.3	6:45.7	4:12.1
25	21	#6010 Larson, Anders	7	LIBERTY MS	12:47.9	2:03.9	6:52.0	4:16.0
26	(22)	#6012 Newell, Christian	8	LIBERTY MS	12:52.9	2:08.9	6:54.7	4:17.7
27	23	#5805 Nelson, Wyatt	7	CHENEY MS	13:03.1	2:19.1	7:00.1	4:21.1
28	--	#6032 Larson, Davis	8	SHANLEY	13:05.1	2:21.1	7:01.2	4:21.7
29	--	#5862 Cragg, Gabe	8	HORIZON MS MS	13:10.7	2:26.7	7:04.2	4:23.6
30	--	#5903 Mullen, Aiden	7	HORIZON MS MS	13:14.0	2:30.0	7:06.0	4:24.7
31	--	#5846 Thompson, Elam	7	FARGO SOUTH	13:21.7	2:37.7	7:10.1	4:27.3
32	--	#5881 Haugen, Gabe	7	HORIZON MS MS	13:27.0	2:43.0	7:12.9	4:29.0
33	--	#5872 Fischer, Alex	7	HORIZON MS MS	13:33.1	2:49.1	7:16.2	4:31.1
34	--	#5940 Wilson, Elio	7	HORIZON MS MS	13:49.3	3:05.3	7:24.9	4:36.5
35	24	#5807 Shutske, Miles	8	CHENEY MS	13:50.4	3:06.5	7:25.5	4:36.8
36	25	#5800 Bruns, Anders	7	CHENEY MS	13:53.4	3:09.4	7:27.1	4:37.8
37	--	#5871 Feia, Mauer	8	HORIZON MS MS	14:03.8	3:19.8	7:32.7	4:41.3
38	(26)	#6007 Dusek, Avery	7	LIBERTY MS	14:06.4	3:22.4	7:34.1	4:42.2
39	--	#5889 Johnk, Hayden	8	HORIZON MS MS	14:17.7	3:33.7	7:40.1	4:45.9
40	--	#5843 Haaland, Zaryian	7	FARGO SOUTH	14:19.6	3:35.6	7:41.2	4:46.6
41	--	#5860 Byrnes, Ryder	8	HORIZON MS MS	14:25.4	3:41.4	7:44.3	4:48.5
42	--	#5899 Ludwig, Orin	8	HORIZON MS MS	14:35.7	3:51.7	7:49.8	4:51.9
43	--	#5864 Darling, Quentin	7	HORIZON MS MS	14:38.8	3:54.8	7:51.4	4:53.0
44	--	#5844 Heyer, Beckett	7	FARGO SOUTH	14:50.9	4:06.9	7:57.9	4:57.0
45	--	#5888 Jobe, Graedyn	7	HORIZON MS MS	14:57.3	4:13.3	8:01.4	4:59.1
46	--	#5931 Tollerud, Bekett	7	HORIZON MS MS	15:02.1	4:18.1	8:04.0	5:00.7
47	--	#5908 Overturf, Isaak	7	HORIZON MS MS	15:05.8	4:21.8	8:05.9	5:02.0

Fargo-Moorhead All-City XC Championship

Bluestem Amphitheater | Mon, Oct 6, 2025

Results

Boys 3,000 meters Middle School

Individual Results (con't)

Pl	Pts	Name	Yr Team	Time	Gap	Av Mile	Av Km
48	--	#5886 Hulke, Reid	7 HORIZON MS MS	15:08.5	4:24.6	8:07.4	5:02.9
49	--	#5913 Reusch, Oscar	7 HORIZON MS MS	15:09.2	4:25.2	8:07.8	5:03.1
50	--	#5933 Weaver, Gibb	8 HORIZON MS MS	15:09.4	4:25.4	8:07.9	5:03.2
51	--	#5893 Korynta, Nikolai	7 HORIZON MS MS	15:58.1	5:14.1	8:34.0	5:19.4
52	--	#5877 Glawe, Zeke	7 HORIZON MS MS	16:00.2	5:16.2	8:35.1	5:20.1
53	--	#5891 Kalvoda, Carson	7 HORIZON MS MS	19:45.8	9:01.8	10:36.1	6:35.3

Fargo-Moorhead All-City XC Championship

Bluestem Amphitheater | Mon, Oct 6, 2025

Results

Girls 3,000 meters Middle School

Team Scores

PI	Team	Score	Scoring Order							Total	Avg	Spread
1	Horizon ms MS	28	1	2	5	8	12	(16)	(20)	1:01:15.0	12:15.0	53.4
2	Liberty MS	33	3	4	7	9	10	(11)	(23)	1:01:28.7	12:17.8	47.3
3	Shanley	65	6	13	14	15	17	(19)	(21)	1:03:55.7	12:47.2	39.5
4	Fargo South	115	18	22	24	25	26			1:14:41.3	14:56.3	3:04.9

Individual Results

PI	Pts	Name	Yr Team	Time	Gap	Av Mile	Av Km
1	1	#5998 Thiel, Addyson	7 HORIZON MS MS	11:46.7	--	6:19.1	3:55.6
2	2	#5999 Thiel, Amelia	7 HORIZON MS MS	11:46.8	0.2	6:19.2	3:55.6
3	3	#6019 Braunagel, Tenley	7 LIBERTY MS	11:48.1	1.5	6:19.9	3:56.1
4	4	#6026 Scott, Abby	7 LIBERTY MS	11:58.4	11.8	6:25.4	3:59.5
5	5	#5987 Polomny, Grace	8 HORIZON MS MS	12:26.5	39.9	6:40.5	4:08.9
6	6	#6042 Liebl, Hannah	8 SHANLEY	12:27.0	40.4	6:40.7	4:09.0
7	7	#6027 Slinde, Brynley	7 LIBERTY MS	12:31.5	44.9	6:43.2	4:10.5
8	8	#5984 Osvold, Ever	7 HORIZON MS MS	12:35.2	48.6	6:45.1	4:11.8
9	9	#6018 Bohan, Claire	7 LIBERTY MS	12:35.4	48.8	6:45.2	4:11.8
10	10	#6028 Wingenbach, Tatum	7 LIBERTY MS	12:35.4	48.8	6:45.3	4:11.8
11	--	#5811 Narlock, Taylynn	7 CHENEY MS	12:36.5	49.9	6:45.8	4:12.2
12	(11)	#6021 Cook, Natalie	7 LIBERTY MS	12:38.8	52.2	6:47.1	4:13.0
13	12	#5986 Petik, Sophia	8 HORIZON MS MS	12:40.0	53.4	6:47.7	4:13.4
14	13	#6046 Potter, Reagan	8 SHANLEY	12:44.2	57.5	6:50.0	4:14.8
15	14	#6044 Murphy, Emersyn	7 SHANLEY	12:44.9	58.3	6:50.4	4:15.0
16	15	#6045 Och, McKinley	8 SHANLEY	12:53.3	1:06.7	6:54.9	4:17.8
17	(16)	#5980 Milner, Addison	7 HORIZON MS MS	13:00.8	1:14.2	6:58.9	4:20.3
18	17	#6040 Biebighauser, Ellen	7 SHANLEY	13:06.5	1:19.9	7:01.9	4:22.2
19	18	#5851 Proulx, Cora	8 FARGO SOUTH	13:07.2	1:20.5	7:02.3	4:22.4
20	(19)	#6043 McKeon, Ellie	8 SHANLEY	13:09.3	1:22.7	7:03.5	4:23.1
21	(20)	#5977 Larson, Kinley	7 HORIZON MS MS	13:10.2	1:23.6	7:04.0	4:23.4
22	--	#5982 Olson, Asha	7 HORIZON MS MS	13:15.3	1:28.7	7:06.7	4:25.1
23	(21)	#6041 Erickson, Audrey	7 SHANLEY	13:16.6	1:30.0	7:07.4	4:25.6
24	--	#5810 Myrold, Britton	8 CHENEY MS	13:31.1	1:44.5	7:15.1	4:30.4
25	--	#6047 Torres, Augusta	8 SHANLEY	13:32.6	1:45.9	7:15.9	4:30.9
26	--	#5975 Keating, Halen	7 HORIZON MS MS	13:35.4	1:48.7	7:17.4	4:31.8
27	--	#6001 Weber Selland, Thalia	7 HORIZON MS MS	13:49.4	2:02.8	7:24.9	4:36.5
28	--	#5809 Mutchler, Caylee	7 CHENEY MS	13:53.0	2:06.4	7:26.9	4:37.7
29	--	#5962 Fowler, MaKenna	8 HORIZON MS MS	13:54.9	2:08.3	7:27.9	4:38.3
30	--	#6039 Atchison, Morgan	7 SHANLEY	13:56.2	2:09.6	7:28.6	4:38.8
31	--	#5973 Johnson, Elune	7 HORIZON MS MS	14:07.4	2:20.8	7:34.6	4:42.5
32	22	#5849 Christianson, Peyton	7 FARGO SOUTH	14:16.9	2:30.3	7:39.7	4:45.7
33	--	#5994 St Louis, Claire	8 HORIZON MS MS	14:31.2	2:44.6	7:47.4	4:50.4
34	(23)	#6024 Ressler, Summer	7 LIBERTY MS	14:31.5	2:44.9	7:47.6	4:50.5
35	--	#5986 Davis, Phoebe	8 HORIZON MS MS	14:40.6	2:54.0	7:52.4	4:53.6
36	--	#5950 Blake, Ainsley	7 HORIZON MS MS	14:54.6	3:07.9	7:59.9	4:58.2
37	--	#6023 Pike, Isla	8 LIBERTY MS	14:58.8	3:12.2	8:02.2	4:59.6
38	--	#5991 Sjolander, Sophie	7 HORIZON MS MS	15:03.9	3:17.2	8:04.9	5:01.3
39	--	#5953 Burggraff, Lucy	8 HORIZON MS MS	15:06.2	3:19.5	8:06.1	5:02.1
40	--	#6025 Richter, Sadie	7 LIBERTY MS	15:07.9	3:21.2	8:07.0	5:02.7
41	--	#6017 Bohan, Audrey	7 LIBERTY MS	15:14.1	3:27.4	8:10.4	5:04.7
42	--	#6725 Lundberg, Anna	8 HORIZON MS MS	15:20.0	3:33.4	8:13.6	5:06.7
43	24	#5852 Saylor, Hadley	7 FARGO SOUTH	15:25.0	3:38.4	8:16.3	5:08.4
44	25	#5848 Bolstad, Charlie	7 FARGO SOUTH	15:40.4	3:53.8	8:24.5	5:13.5
45	--	#5942 Aburub, Miriam	7 HORIZON MS MS	15:43.0	3:56.4	8:25.9	5:14.4
46	--	#5961 Fischer, Sylvia	8 HORIZON MS MS	15:55.4	4:08.8	8:32.5	5:18.5
47	--	#5995 Stowers, Eleanor	7 HORIZON MS MS	15:59.3	4:12.7	8:34.6	5:19.8





Fargo-Moorhead All-City XC Championship

Bluestem Amphitheater | Mon, Oct 6, 2025

Results

Girls 3,000 meters Middle School

Individual Results (con't)

Pl	Pts	Name	Yr Team	Time	Gap	Av Mile	Av Km
48	--	 Goetz, Layla	7 LIBERTY MS	16:09.1	4:22.5	8:39.9	5:23.1
49	26	 Finnesgard, Liberty	7 FARGO SOUTH	16:12.0	4:25.4	8:41.4	5:24.0
50	--	 Anderson, Zoey	8 HORIZON MS MS	18:10.6	6:23.9	9:45.0	6:03.6
51	--	 Charette, Nala	7 LIBERTY MS	18:15.0	6:28.4	9:47.4	6:05.0